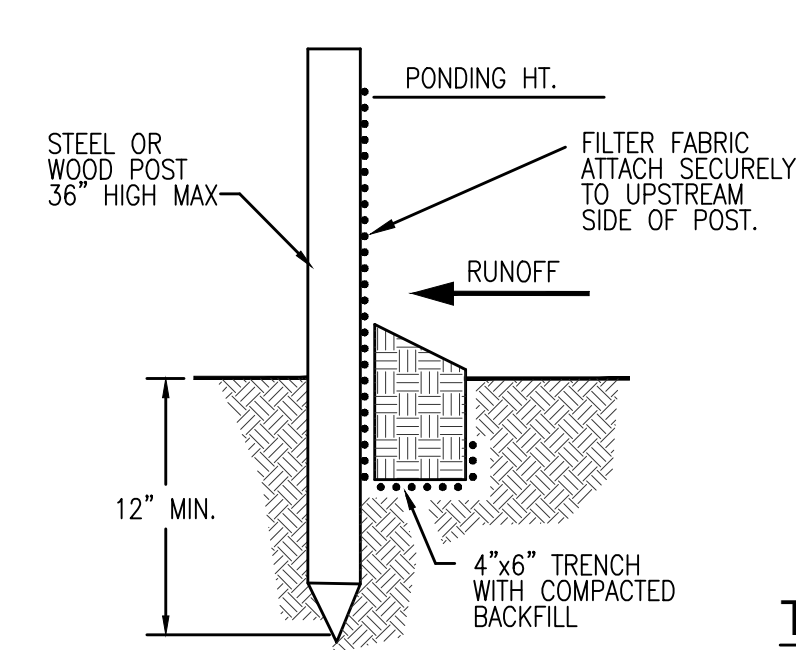
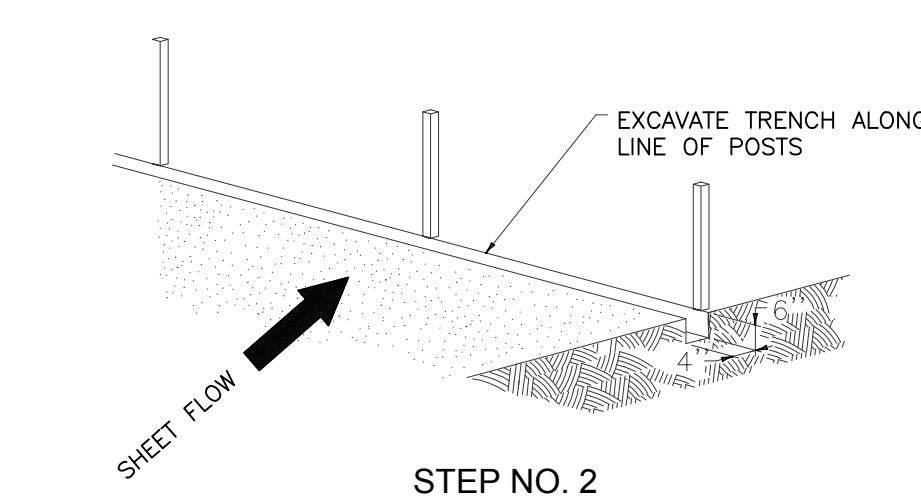
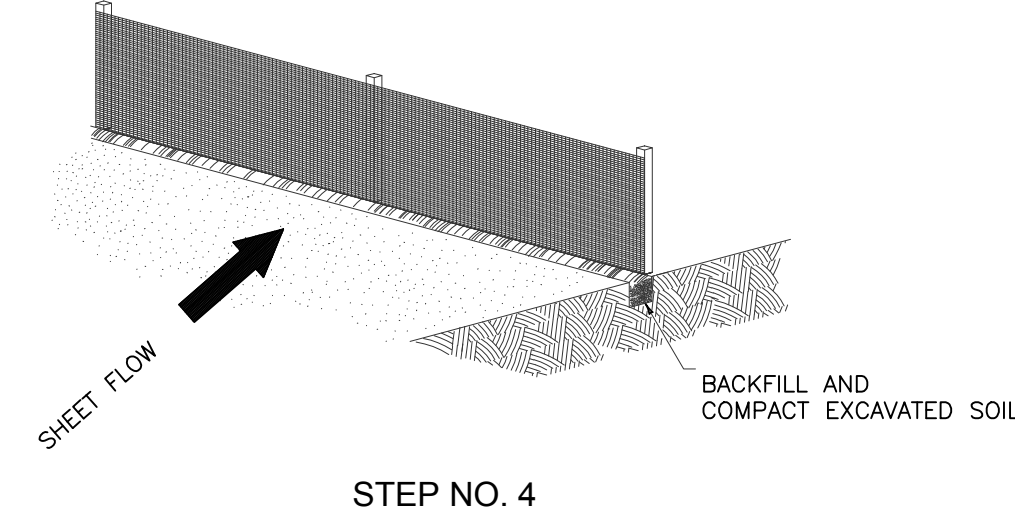
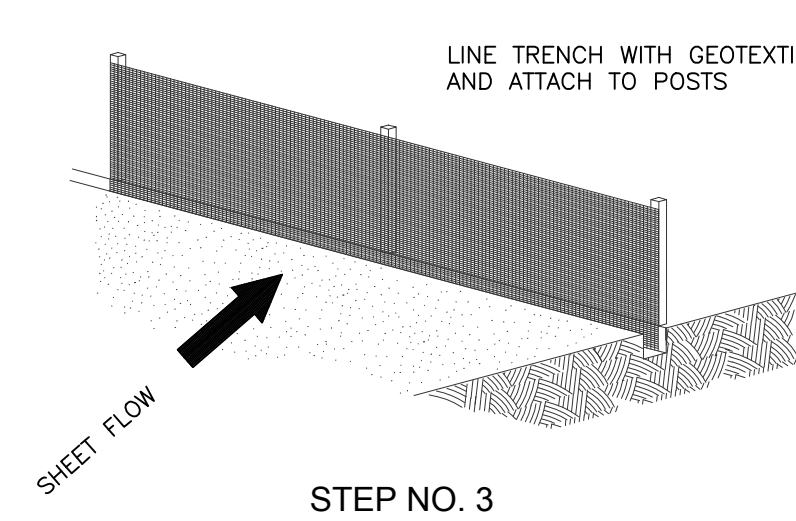
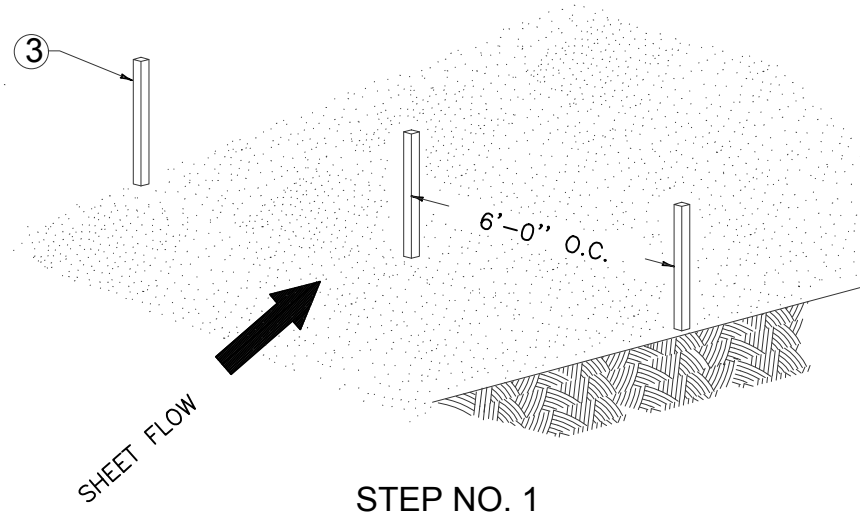


**FLEXIBLE HEAVY DUTY PAVEMENT SECTION**  
NTS

NOTE:  
ALL MATERIALS AND INSTALLATION TO COMPLY WITH KENTUCKY DEPT. OF HIGHWAYS (KY-DOH SECTION 400) SPECIFICATIONS FOR ROAD AND BRIDGE CONSTRUCTION, EDITION OF 2008 AND ANY AMENDMENTS.

BITUMINOUS CONCRETE FOR SURFACE BASE AND BINDER SHALL MEET THE REQUIREMENT FOR SUPERPAVE MIXTURES

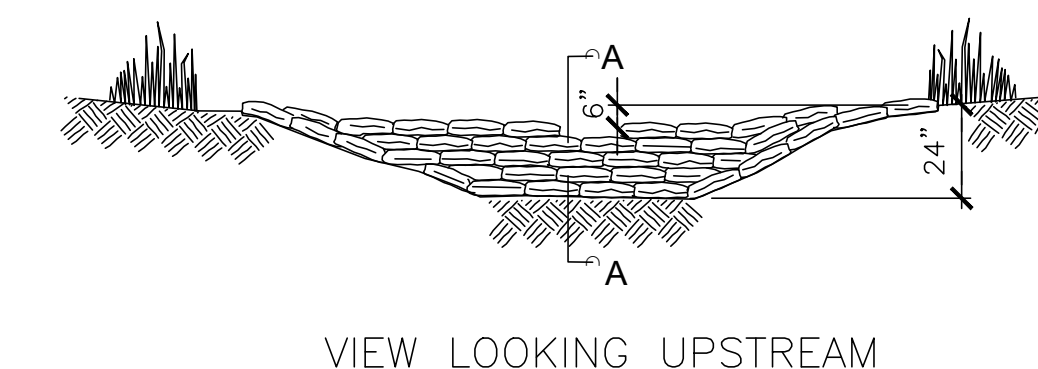
DGA TO MEET THE REQUIREMENTS OF SECTION 805 KENTUCKY DEPARTMENT OF HIGHWAYS SPECIFICATIONS FOR ROAD AND BRIDGE CONSTRUCTION, EDITION OF 2008 AND ANY AMENDMENTS



**TEMP. SILT FENCE DETAILS**  
NTS

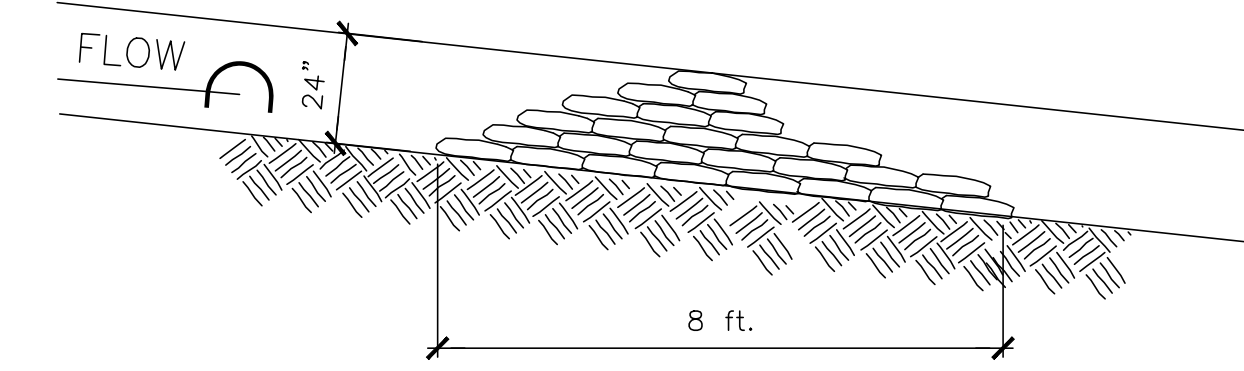
- NOTES**
- SEE STANDARD SPECIFICATIONS FOR POST SIZE, GEOTEXTILE FABRIC, WIRE STAPLES AND ALL OTHER PERTINENT INFORMATION.
  - POSTS MAY BE WOODEN OR METAL T-SECTION.
  - POSTS SHALL BE SET 1'-4" DEEP.
  - INSPECT AND REPAIR FENCE AFTER EACH STORM EVENT AND REMOVE SEDIMENT WHEN NECESSARY.
  - REMOVED SEDIMENT SHALL BE DEPOSITED TO AN AREA THAT WILL NOT CONTRIBUTE SEDIMENT OFF-SITE AND CAN BE PERMANENTLY STABILIZED.
  - SILT FENCE SHALL BE PLACED ON SLOPE CONTOURS TO MAXIMIZE PONDING EFFICIENCY.

NOTE:  
CONTRACTOR, AT HIS OPTION, MAY USE EROSION CONTROL LOGS (WATTLES) INSTEAD OF SILT FENCE.



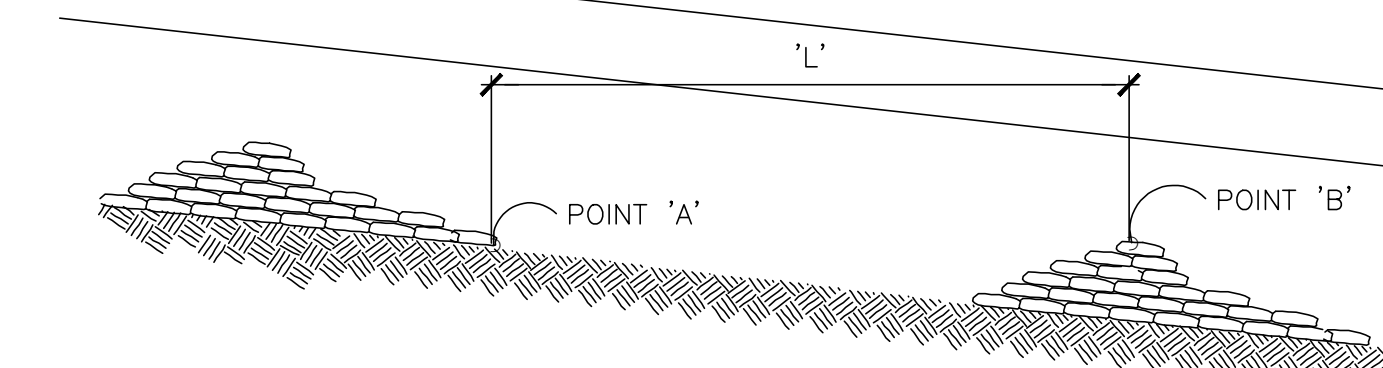
**VIEW LOOKING UPSTREAM**

STONE FILLED BAG CHECK DAMS MUST BE PLACED IN CHANNEL BY HAND, WITH THE TIED ENDS OF THE BAGS POINTING UPSTREAM AND THE CENTER OVERFLOW AREA AT LEAST 6" LOWER THAN THE OUTER EDGE. THE HIGHER ENDS OF THE CHECK DAM MUST TIE TO THE CHANNEL TO PREVENT BYPASS.

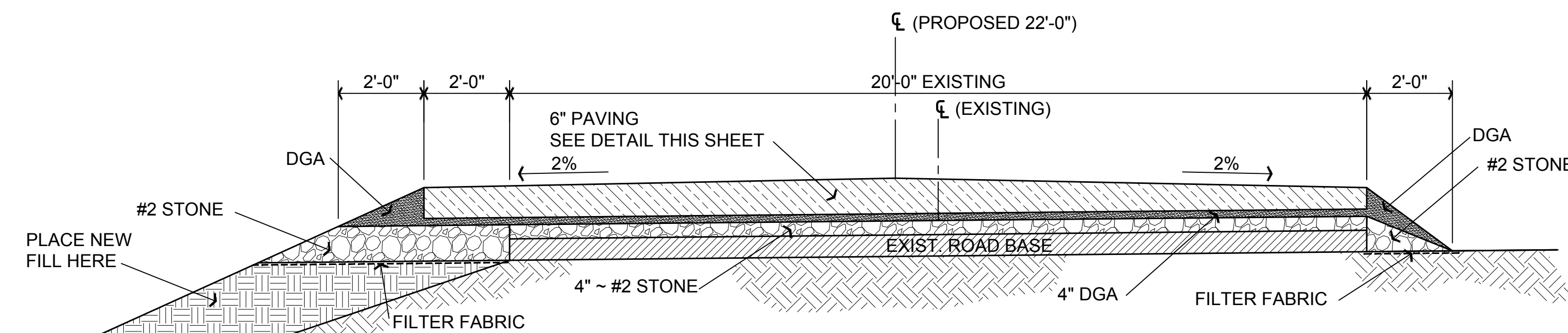
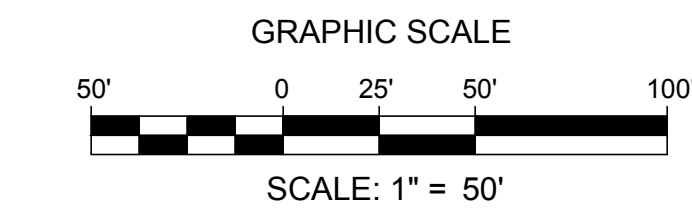


**SECTION A - A**

'L' = THE DISTANCE SUCH THAT POINTS 'A' AND 'B' ARE OF EQUAL ELEVATION.




**SPACING BETWEEN CHECK DAMS SILT CHECK DAM TYPE "D"**  
NTS



**TYPICAL ACCESS ROAD**  
NTS

TOP OF EXIST. SLOPE



**EXISTING ACCESS ROAD WIDENING FOR NORTH AMERICAN STICKS CORBIN, KENTUCKY**

BY: J.D.W.	REVISION:
DATE:	

PROJECT NO. 12063-58	DESIGNED BY: G.A.R.	DATE: JUNE 2016
DRAWN BY: J.D.W./G.M.S.	CHECKED BY: G.A.R.	SCALE: AS SHOWN
REVIEWED BY: G.A.R.		

**nse OF KENTUCKY, INC.**  
Engineers Architects Planners  
624 Wellington Way  
Lexington, KY 40503  
Phone: (859) 223-6894  
Fax: (859) 223-2607  
www.nselex.com



**PLAN AND DETAILS**